

# MSS

2020

**DONOR  
IMPACT  
REPORT**



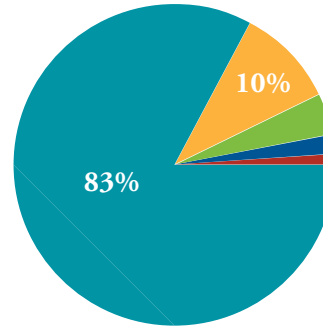
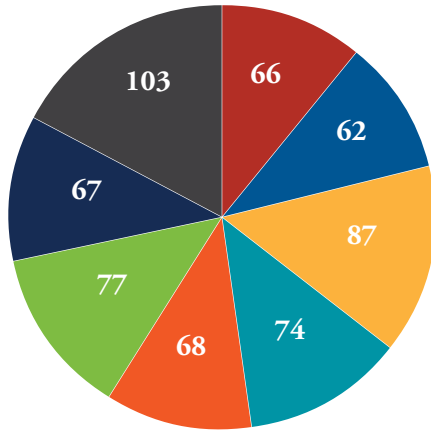
# ▶ Who We Support

Our **mission** is to support people with disabilities as vital and contributing members of our community.

**604 People Served in 2020.**

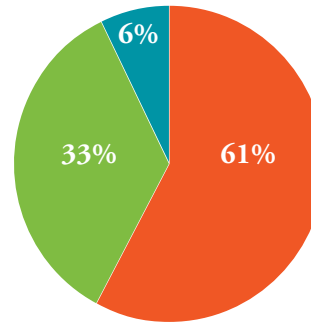
## People Served by Location

- ▶ Apple Valley
- ▶ Brooklyn Park
- ▶ Eagan
- ▶ Oakdale
- ▶ Shoreview
- ▶ St. Paul DTH
- ▶ St. Paul EDTH
- ▶ Employment Services



## Primary Disability

- ▶ I/DD
- ▶ Mental Illness
- ▶ Medical/Physical (4%)
- ▶ Brain Injury (2%)
- ▶ Other (1%)



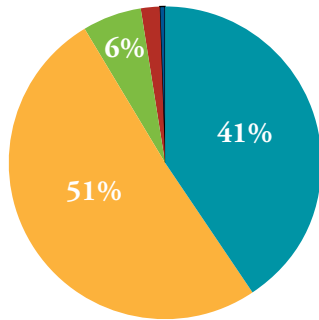
## Primary Ages

- ▶ 18-40
- ▶ 41-65
- ▶ 66-85

# ► Satisfaction of Persons Served & Support Team


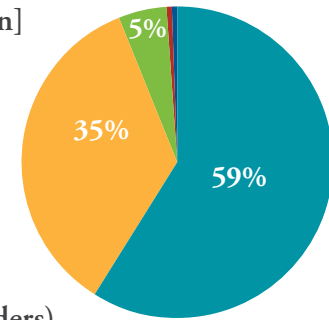
Average responses to survey questions rating satisfaction of our services

## Persons Served




- Strongly Agree [with questions about service satisfaction]
- Agree
- Neutral
- Disagree (2% Persons Served, <1% Stakeholders)
- Strongly Disagree (<1% Persons Served, <1% Stakeholders)


## Support Team



***"MSS gives me a purpose to get up in the morning."  
- Person Served***



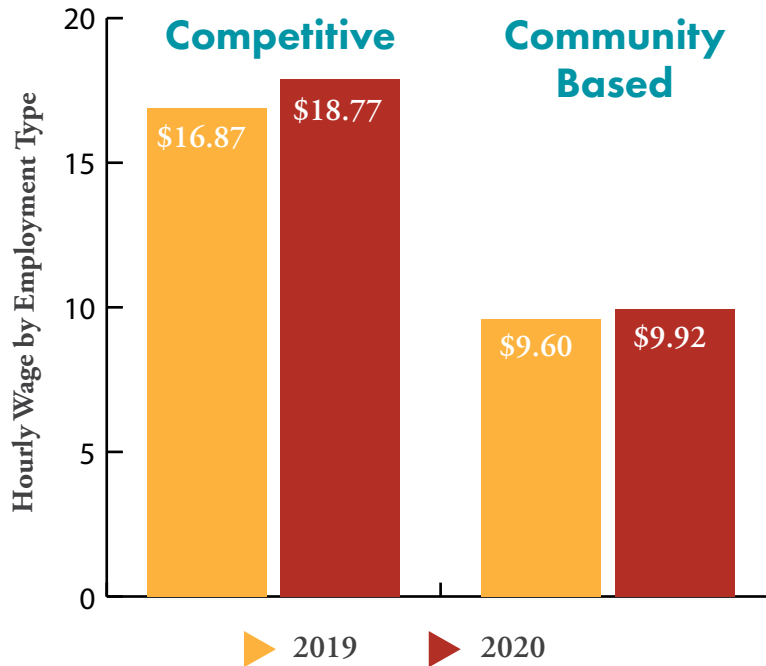
***"MSS has the most incredible staff - filled with enthusiasm and dedication. The environment is safe, friendly and provides many fabulous activities for everyone in the program"  
- Parent of Person Served***



***"MSS offers choices, encouragement, connection, acceptance, and thoughtful guidance." - Parent of Person Served***

# ► Employment

A wide range of services that can meet people wherever they are on the employment path and help them find their ideal type of work. Some of the opportunities we offer are supported or competitive employment, micro-enterprises, and self-employment.



**83%**

*of people placed in competitive employment maintained their employment for 90 days or more.*

## ▶ Life Enrichment

Individualized, person-centered services that develop and maintain life skills for people with intellectual and developmental disabilities or related conditions so

93%

*of the people in our program said their life has improved as a result of our services.*

96%

*of people made or maintained progress on their life goals.*



## ▶ Creative Arts

We offer robust Creative Arts options that include instruction in a variety of mediums, assistance in pursuing self-employment in the arts, and the opportunity to showcase art in an inclusive, community-based art gallery and other public spaces.



# ▶ MSS IN THE COMMUNITY

**Due to the COVID-19 pandemic, 2020 was an extremely difficult year for us. We are so grateful for our donors and community partners who stepped up and supported us when we needed it most**

21 Roots Farm  
Arc of Greater Twin Cities  
Arrow Companies  
Avalon School St. Paul  
A'viands at Augsburg College  
Boss Foundation  
Cashe Software  
CEAP Brooklyn Center  
Century College  
Chef Joshua Ahrens  
Chicago Avenue Fire Arts Center  
City Wide Maintenance  
COMPAS  
Cottage Corporation

Cow Tipping Press  
Culver's Restaurants  
Dark Clouds  
Dayton's Bluff Community Council  
Disability IN: Minnesota  
DMR Supplies  
Eagan Foundation  
East Side Area Business Association  
EFH  
Family of David Rosenblum  
Feed My Starving Children  
First Concrete  
Flicker Meat Company  
F.R. Bigelow Foundation  
Freimuth and Co.  
Gallagher Financial Services  
Hamline University  
Harman and Hartman Financial  
Hy-Vee  
Ideal Printers  
Jennings Community

Learning Center  
Kairos Alive  
Meals on Wheels  
MacPhail Center for Music  
Margaret Rivers Fund  
Medica  
Mercarik, Inc.  
Metropolitan Airports Commission  
Metropolitan Regional Arts Council  
Minneapolis College of Art & Design  
Minnesota Department of Employment & Economic Development  
Minnesota Department of Human Services  
Minnesota Department of Transportation  
Minnesota Governor's Council  
Minnesota State Arts Board  
Minnesota United FC  
Mississippi Market

MME Group  
Mosaic on a Stick  
Muller Memorial  
North Risk Partners  
Northwoods Equity  
Optage Senior Dining Choices, Roseville  
Otto Bremer Trust  
Party Time Liquor  
PCs for People  
Pollinate MN  
Premier Banks  
RBC Foundation  
Rice Street Community Garden  
Richard M. Schulze Family Foundation  
Roots Music Therapy  
Salon Ori  
Sarah, Inc.  
Shoreview Community Foundation  
SICK, Inc.  
Smith's Medical



(continued)

South Dakota State  
Vocational Rehabilitation  
Services

Spectrum Plastics Group

St. Paul College

St. Paul Fire Department

St. Paul Foundation

St. Paul Masonic Center

St. Paul Minnesota Port  
Authority

St. Paul Parks and  
Recreation Department

St. Paul Police Department

St. Paul Public Works

St. Paul Saints

Texas A&M University

Textile Center of Minnesota

The Show Nonprofit

Twin Cities Kids In Need  
Resource Center

University of St. Thomas

Upstream Arts

Vertical Endeavors

We Are Lions

Wilkerson Guthmann

ZenMation



# ▶ 2020 Financial Highlights

An overview of our 2020 financials.

## Statement of Financial Position Year ending December 31, 2020

### Assets

Cash and Investments	432,411
Accounts Receivable & Prepaid Expenses	1,031,056
Land, Building & Equipmen, Net of Depreciation	1,669,102
Intangible Assets	32,068
O'Neil Endowment Fund	1,534,910
<b>Total Assets</b>	<b>\$ 4,699,547</b>

### Liabilities

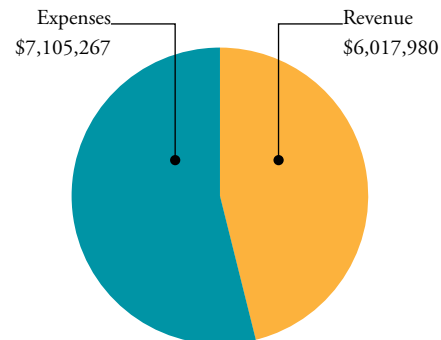
Current liabilities	380,831
Long-Term Liabilities	239,909
<b>Total Liabilities</b>	<b>\$ 620,740</b>

### Net Assets

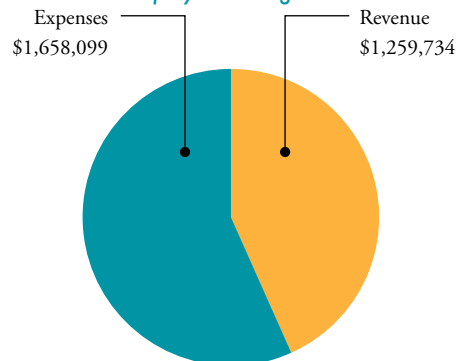
Net Assets Without Donor Restrictions	2,420,522
Net Assets With Donor Restrictions	1,658,286
<b>Total Net Assets</b>	<b>\$ 4,078,807</b>

**Total Liabilities and Net Assets** **\$ 4,699,547**

## Day Training & Habilitation (DT&H) Program



## Employment Program





Statement of Unrestricted Activities  
Year ending December 31, 2020

	<i>Employment Program</i>	<i>DT&amp;H Program</i>	<i>Agency Total</i>
Training Fees, County	\$ 470,565	\$ 3,017,525	\$ 3,488,090
Leased Staff, PPP Revenue, Federal and State Emergency Funding	\$ 308,848	\$ 2,644,400	\$ 2,953,248
Mobile Work Crew/Subcontract Sales	\$ 120,141	\$ 32,011	\$ 152,152
RSB Extended Employment & Case Service	\$ 250,223		\$ 250,223
United Way Contributions	\$ -	\$ -	\$ -
Other Contributions & Investment Income	\$ 159,853	\$ 170,424	\$ 330,277
Released from Restriction	\$ 74,288	\$ 120,095	\$ 194,383
Interest & Miscellaneous Income	\$ 274,181	\$ 33,525	\$ 307,706
<b>Total Revenue</b>	<b>\$ 1,658,099</b>	<b>\$ 6,017,980</b>	<b>\$ 7,676,079</b>
Personnel	\$ 756,844	\$ 3,615,548	\$ 4,372,392
Participant wages, taxes & benefits	\$ 107,121	\$ 25,773	\$ 132,894
Transportation	\$ 52,191	\$ 477,990	\$ 530,180
Operating Expenses	\$ 211,708	\$ 1,427,926	\$ 1,639,634
Management and General	\$ 94,722	\$ 1,340,465	\$ 1,435,187
Other Program Expenses	\$ 37,148	\$ 217,565	\$ 254,713
<b>Total Expenses</b>	<b>\$ 1,259,734</b>	<b>\$ 7,105,267</b>	<b>\$ 8,365,000</b>
<b>Net Operating</b>	<b>\$ 398,366</b>	<b>\$ (1,087,287)</b>	<b>\$ (688,921)</b>
<b>Unrestricted - Non-Operating</b>			
Impairment of Asset Held For Investment			-
Other Contributions (Special Event)			124,440
Trust and Endowment Investment Income(Loss)			31,777
<b>Net Non-Operating</b>			<b>156,217</b>

# ▶ MSS Leadership Teams

## Board of Directors

**Jeff Betchwars,**  
**Board Chair**

Executive Management  
Services, Inc.

**Tom Lyman,**  
**Vice Chair**

Ecolab, Inc., Retired

**Steve Freimuth,**  
**Treasurer**

Steven W. Freimuth & Co.,  
LLC

**Jane Miller,**  
**Secretary**

3M, Retired

**Matthew Hansen**  
Mercarik, Inc.

**Bobbi Hopman \***  
Dungarvin, Inc.

**Mark Novitzki**  
Premier Banks

**Ken Rodgers**  
Minnesota Department of  
Transportation

**Dan Ryan \***  
Attorney

**Lynn Schmidt**  
Parent

**Dr. Robert Sicoli**  
Children's Hospitals and  
Clinics of Minnesota

*\*term ended Oct. 2020*

## Operations and Management Team

**Julie Johnson**  
**President/CEO**

**Michelle Dickerson**  
**Vice President,**  
Program Services

**Meghan Moore**  
**Director of Human**  
**Resources**

**Chris Salter**  
**Director of Quality**  
**Assurance**

**Stan Thompson**  
**Operations Manager**

mssmn.org



## MAIN OFFICE

### ST. PAUL

900 Ocean Street  
St. Paul, MN 55106  
Phone: 651-778-1000  
Fax: 651-772-4352

### APPLE VALLEY

14779 Energy Way  
Apple Valley, MN 55124  
Phone: 952-891-5345  
Fax: 952-891-1922

### BROOKLYN PARK

7600 Boone Avenue North  
Suite 86  
Brooklyn Park, MN 55428  
Phone: 763-557-1231  
Fax: 763-557-1458

### EAGAN

3265 Northwood Circle  
Suite 180  
Eagan, MN 55121  
Phone: 651-454-9010  
Fax: 651-454-9011

### SHOREVIEW

1045 Tomlyn Avenue  
Shoreview, MN 55126  
Phone: 651-483-3000  
Fax: 651-483-5994

### OAKDALE

3400 Granada Ave. N.  
Suite 190  
Oakdale, MN 55128  
Phone: 651-777-7220  
Fax: 651-777-7233



Equal Opportunity Employer. MSS is a Private 501(c)3 Nonprofit Agency